



***WHOLESALE PRICING
AND RESOURCE GUIDE***

TABLE OF CONTENTS

ABOUT US.....	2
SCREEN PRINTING.....	3
-Overview, Artwork Requirements.....	3
-Pricing, Additional Charges.....	4
EMBROIDERY.....	5
-Overview, Artwork Requirements.....	5
-Pricing, Additional Charges.....	6
DIRECT TO GARMENT.....	7
-Overview, Artwork Requirements and restrictions.....	7
-Pricing, Additional Charges.....	8
DIGITALLY PRINTED MEDIA.....	9
-Overview, Artwork Requirements and restrictions.....	9
-Pricing, Additional Charges.....	10
PERSONALIZATION.....	11
FULFILLMENT SERVICES.....	12
POST PRODUCTION.....	13
-Finishing Services, Pick Up, Delivery, Shipping.....	13
ADDITIONAL INFORMATION.....	14
-What are halftone dots?.....	14
-What is anti-aliasing?.....	15
-What does converting text to outlines/curves mean?.....	15
-What size should my graphic be?.....	16
WHOLESALE GUIDELINES.....	17
-Payment Terms.....	17
-General Policies, Rush Fees, Return Policy.....	17
CUSTOMER TESTIMONIALS.....	18

ABOUT US

HERITAGE SCREEN PRINTING, INC. was established in 1983. As a full service, contract garment decorating firm, we are committed to serving:

- Promotional products distributors
- Uniform companies
- Traditional retail
- Web based fulfillment
- Garment manufacturers

Heritage offers top quality embroidery, screen printing, wide format digital printing, direct to garment printing, and digitizing.

Through quality, efficient turn-around time, and remarkable customer service, Heritage has grown into the Mid-Atlantic's leader in contract decorating. Our mission is to provide full service garment decoration and domestic manufacturing solutions to all resale markets.

With ongoing advances in technology, and fast turn around times, doing business with us has never been easier!

HSP1.COM FEATURES:

- Up to the minute order status
- Online art approvals
- Online account management
- Online package tracking and shipment information
- E-mail notifications
- Color charts
- Font charts

Whether it be on your computer or smartphone, keep up with your order anytime, anywhere! Good communication is important to us. Our knowledgeable customer service staff is ready to stay in touch throughout your ordering process.

Contact us and start a future together today!



331 YORK ROAD
WARMINSTER, PA 18974
215-672-2382
WWW.HSP1.COM

SCREEN PRINTING

THE BASICS:

Screen printing is most commonly used for t-shirts, garments and other fabrics, but it is also used on all sorts of other substrates ranging from plastic to metal. Although small and intricate details can be captured, this technique is ideally suited for bold and graphic designs.

When a design is going to be printed on darker items, a base print may be required to ensure that the colors maintain their vivacity. A base color (usually white) is applied wherever the final print is desired; it is then flash-cured and the subsequent colors are printed on top. This flash-curing technique adds another step to the process, but ensures strong prints on dark or even black materials. If more colors are desired in the final design, the process is repeated with different screens. A design that requires four different colors would, therefore, require four different screens. There are some tricks to make new shades and/or colors from halftone percentages. For more information on this, see **ADDITIONAL INFORMATION on page 14.**

Heritage uses phthalate compliant plastisol inks to achieve vibrant colors and accurate Pantones.

ARTWORK REQUIREMENTS:

SPOT COLOR and SIMPLE HALFTONED ART

- We accept the following vector based formats: Adobe Illustrator (up to CS6), Corel Draw (up to X4), vector EPS, or vector PDF.
- Convert all text to outlines/curves. For more information on this, see **ADDITIONAL INFORMATION on page 15.**
- Convert all colors to spot colors with Heritage Color Chart colors or Pantone colors indicated in the file.
- Keep stroked paths to a minimum of 1 point. Anything less is not guaranteed to print clearly.
- Make sure the art you submit is sized correctly to the desired printing size.

4 COLOR PROCESS*

- We accept the following vector based formats: Adobe Illustrator (up to CS6), Corel Draw (up to X4), vector EPS, or vector PDF. We can also work with Adobe Photoshop files and .JPGs that are at least 200 pixels per inch (ppi). However, we recommend 300 ppi for maximum print quality.
- Make sure the art you submit is sized correctly to the desired printing size.

*PLEASE NOTE THAT THIS METHOD OF PRINTING ONLY WORKS ACCURATELY WITH WHITE GARMENTS.

SIMULATED PROCESS*

- We accept the following vector based formats: Adobe Illustrator (up to CS6), Corel Draw (up to X4), vector EPS, or vector PDF. We can also work with layered Adobe Photoshop files (200-300 ppi) with a transparent background.
- If you are submitting a .PSD file, please have all of your colors separated into channels with Heritage Color Chart colors or Pantone colors indicated. Alternately, you can submit each color separation as individual .TIFs (600 ppi). Include both an underbase and highlight white for best printing results.
- Make sure the art you submit is sized correctly to the desired printing size.

*THIS METHOD OF PRINTING IS BEST SUITED FOR COMPLEX PHOTOREALISTIC DESIGNS MEANT FOR COLORED AND DARK GOODS. IF YOU CANNOT PROVIDE COLOR SEPARATIONS WITH THE REQUIREMENTS ABOVE, WE CAN SEPARATE THE COLORS TO THE BEST OF OUR ABILITY FOR ADDITIONAL FEES.

IF ANY OF THE ABOVE REQUIREMENTS ARE NOT MET AND YOU ARE UNABLE TO MAKE THE NECESSARY ADJUSTMENTS, HERITAGE WILL BE HAPPY TO ADJUST YOUR FILES FOR OUR ART CHARGE FEE OF \$55.00 PER HOUR, 1/2 HOUR MINIMUM.

WE ACCEPT FILES:

- Via flash drive, DVD/CD, e-mail, Dropbox folder sharing, or through our online system at www.hsp1.com.

SCREEN PRINTING

QUANTITY	1 COLOR	2 COLORS	3 COLORS	4&5 COLORS	6-8 COLORS	9-12 COLORS
1 DOZEN	2.30	2.90	3.15	5.55	7.50	15.00
2 DOZEN	1.60	2.30	2.65	4.80	6.75	8.75
3 DOZEN	1.40	1.95	2.40	3.80	5.75	7.75
4 DOZEN	1.20	1.70	1.95	3.15	4.75	6.75
6 DOZEN	1.00	1.40	1.55	2.55	3.75	5.50
12 DOZEN	0.85	1.00	1.15	1.30	2.00	3.50
24 DOZEN	0.75	0.85	0.95	1.05	1.45	2.45
36 DOZEN	0.65	0.80	0.90	1.00	1.35	2.35
48 DOZEN	0.55	0.65	0.75	0.90	1.25	2.25
96 DOZEN	0.50	0.60	0.70	0.80	0.95	1.95
200 DOZEN	0.35	0.55	0.60	0.75	0.85	1.55
500 DOZEN +	0.30	0.40	0.45	0.55	0.65	1.40

*SPECIAL NOTE - 1 COLOR PRINT ON 5-PANEL BASEBALL CAPS IS THE SAME PRICE AS LISTED ABOVE.

\$10.00 MINIMUM PER PRINT, PER COLOR.

\$20 PER SCREEN. Screens are kept in-house for 30 days. During this time, if you reorder the exact same job, no screen charges will be applied. If you reorder AFTER 30 days, a ***\$5.00 per screen*** re-set fee will be applied to your invoice.

ADDITIONAL CHARGES:

- Art (creation, revisions, adjusting customer provided files): ***\$55.00 per hour, 1/2 hour minimum.***
- Pre-production sample: ***\$10.00 per color, per location.***
- Flash cure on dark goods: ***Add 15% on print price.***
- Ink color change: ***\$5.00 per color.***
- PANTONE color matching: ***\$15.00 per color.***

SPECIAL PLACEMENTS or SPECIALTY FABRICS:

- Mesh jerseys or shorts: ***Add 50% on print price.***
- 100% polyester goods: ***Add 25% on print price.***
- Vertical sleeve and leg print: ***Add 50% on print price.***
- Inside neck tag print: ***PER QUOTE.***
- Imprints on or above pockets: ***Add 25% on print price.***

SPECIALTY INKS:

- NYLON ink on jackets (1 dozen or less): Left chest, ***\$3.00 per color.*** Full back, ***\$4.00 per color.***
- NYLON ink on jackets (over 1 dozen): ***Add 25% to print charge.***
- NYLON ink on bags: ***Add 25% to print charge.***
- WATER BASED, DISCHARGE, HIGH DENSITY, PUFF, and GLITTER inks: ***Add 50% to print charge.***
- METALLIC FOIL: ***PER QUOTE.*** A variety of colors are available, contact us!

Need team lettering? See the PERSONALIZATION section on page 11!

EMBROIDERY

THE BASICS:

Embroidery is the handicraft of decorating fabric or other materials with needle and thread or yarn. Items that benefit most from this process are caps, hats, coats, blankets, dress shirts, denim, and golf shirts.

An interesting characteristic of embroidery is that the basic techniques or stitches on surviving examples of the earliest embroidery—chain stitch, buttonhole or blanket stitch, running stitch, satin stitch, cross stitch—remain the fundamental techniques of hand embroidery today.

Much contemporary embroidery is stitched with a computerized embroidery machine using patterns "digitized" with embroidery software. In machine embroidery, different types of "fills" add texture and design to the finished work. Machine embroidery is used to add logos and monograms to business shirts or jackets, gifts, and team apparel as well as to decorate household linens, draperies, and decorator fabrics that mimic the elaborate hand embroidery of the past.

Heritage uses the latest Tajima machines, using the finest rayon or polyester threads available in a plethora of colors.

ARTWORK REQUIREMENTS:

CUSTOMER PROVIDED DIGITIZED FILES

- We accept .DST and .PXF files.
- Convert all text to outlines/curves. For more information on this, see ***ADDITIONAL INFORMATION***.
- Convert all colors to spot colors with Heritage Color Chart colors or Pantone colors indicated in the file.
- Keep stroked paths to a minimum of 1 point. Anything less is not guaranteed to print clearly.
- Make sure the art you submit is sized correctly to the desired printing size.

HERITAGE CREATES DIGITIZED FILES

- In order for us to digitize a file, we would prefer a vectored format such as .AI, .EPS, or .PDF. Make sure to convert all text to outlines/curves. If you do not have a vectored file, we also accept .JPGs.
- Indicate all Robison-Anton thread color numbers in your file.
- Make sure the art you submit is sized correctly to the desired printing size.

*IF ANY OF THE ABOVE REQUIREMENTS ARE NOT MET AND YOU ARE UNABLE TO MAKE THE NECESSARY ADJUSTMENTS, HERITAGE WILL BE HAPPY TO ADJUST YOUR FILES FOR **ADDITIONAL FEES**.*

WE ACCEPT FILES:

- Via flash drive, DVD/CD, e-mail, Dropbox folder sharing, or through our online system at www.hsp1.com.

EMBROIDERY

QUANTITY	STITCH COUNT				
	-2500	2501-5000	5001-7500	7501-15000	15000-17500
1-11	5.00	5.00	6.00	6.00	8.00
12-23	3.50	3.75	4.45	4.85	5.25
24-47	3.00	3.25	3.50	3.85	4.25
48-71	2.25	2.65	3.10	3.65	4.00
72-143	2.15	2.35	2.85	3.10	3.50
144-500	2.00	2.10	2.50	2.85	3.25
500+	1.65	1.85	2.25	2.50	2.75

*SPECIAL NOTE - ABOVE PRICING INCLUDES UP TO 15 THREAD COLORS.

\$10.00 MINIMUM ON ALL ORDERS.

IF CUSTOMER SUPPLIES .DST FILE: Heritage provides 1 **FREE** sew-out. Additional sew-outs are **\$10.00 each**. Design edits are **\$15.00 per edit**.

IF HERITAGE CREATES .DST FILE: Prices vary based on stitch count. The higher the stitch count, the more costly it is. The average cost is usually **\$20-\$60 per stitch count**. Edits and additional sew-outs are **FREE**.

ADDITIONAL CHARGES:

- High stitch count designs (over 17,500 - add **\$0.35 per 1000**).
- Dakota Collectibles designs: small design, **\$5.00**. Large design, **\$10.00**.
- Keyboard or lettering set-up: **\$10.00**.
- 3D puff embroidery on caps: 50 pieces or less, add **\$1.00 per piece**. 51 pieces or more, add **\$0.65 per piece**.
- METALLIC thread: add **\$0.75 per piece**.
- APPLIQUE, SIM STITCH, TACKLE TWILL, and FLOCKING: **PER QUOTE**.
- JACKET BACKS and other large designs require a very high stitch count. Typically, we'd like to view the art before an order is placed and price these **PER QUOTE**.

Need left chest names on your garments? See the PERSONALIZATION section on page 11!

DIRECT TO GARMENT

THE BASICS:

Direct to garment printing, also known as DTG, is a process of printing on textiles and garments using specialized ink jet technology. The two key requirements of a DTG printer are a transport mechanism for the garment and specialty inks (ink jet textile inks) that are applied to the textile directly and are absorbed by the fibers.

DTG is a viable solution for low-quantity orders, especially if there are multiple designs or very complicated designs, that would otherwise require numerous screens with screen printing. This also opens the door for e-commerce solutions. For more information, see our *FULFILLMENT on page 12*.

Heritage uses top of the line Brother printers in conjunction with Viper pretreaters to provide a vivid, consistent print.

ARTWORK REQUIREMENTS:

- We prefer to work with Adobe Photoshop files that are at least 200 pixels per inch (ppi). However, we recommend 300 ppi for maximum print quality.
- We also accept the following vector based formats: Adobe Illustrator (up to CS6), Corel Draw (up to X4), vector EPS, or vector PDF.
- Always start creating your art in RGB color mode.
- Convert all text to outlines/curves. For more information on this, see *ADDITIONAL INFORMATION*.
- Make sure the art you submit is sized correctly to the desired printing size.

ARTWORK RESTRICTIONS:

- Any file under 200 ppi is not guaranteed to print clearly.
- Our printers read RGB color data. If you convert CMYK files to RGB at a later time, the color data may change with unexpected results.
- Make sure NOT to use anti-aliasing. For more information on this, see *ADDITIONAL INFORMATION*.
- Keep text larger than 12 points. Anything less is not guaranteed to print clearly.
- Do not use gradients/transparencies that fade into the shirt color, unless the art is being printed on black or white shirts only. The mode we use to print on colored shirts differs and cannot achieve this effect.
- We cannot match Pantone colors with digital printing. Unlike screen printing, where ink pigments are mixed by hand to achieve color matching, digital printing uses only cyan, magenta, yellow, and black to produce color. In the same vein as above, we cannot print neon or metallic inks.

IF ANY OF THE ABOVE REQUIREMENTS ARE NOT MET AND YOU ARE UNABLE TO MAKE THE NECESSARY ADJUSTMENTS, HERITAGE WILL BE HAPPY TO ADJUST YOUR FILES FOR OUR ART CHARGE FEE OF \$55.00 PER HOUR, 1/2 HOUR MINIMUM.

WE ACCEPT FILES:

- Via flash drive, DVD/CD, e-mail, Dropbox folder sharing, or through our online system at www.hsp1.com.

*Special notes: The final printed product's ink colors will vary due to fluctuations in monitor calibrations. Different brands and colors yield different results. To preserve print colors and to ensure maximum durability, wash inside-out in cold water. Never bleach. We recommend air drying. If you put your garment(s) in the dryer, use the lowest heat setting. Never iron directly over the print! Digitally printed items require a pretreatment that may be noticed around the printed area. This pretreatment will vanish after a maximum of two wash cycles. DTG is proved most effective on 100% cotton goods. If the customer wishes to print on blended garments, they understand that printing and washing results will vary.

DIRECT TO GARMENT

		IMPRINT DIMENSIONS				
WHITE GARMENTS	QUANTITY	4" x 4"	7" x 8"	10" x 12"	14" x 16"	16" x 18"
	1	10.00	10.00	10.00	10.00	15.00
	2	6.00	7.00	7.00	8.00	8.50
	3-11	5.00	5.50	5.75	6.00	6.50
	12-24	4.00	4.50	4.75	5.00	5.50
	25-50	3.00	3.50	3.75	4.00	4.50
	51+	PER QUOTE or consider screen printing as an economic option.				

*SPECIAL NOTE - ABOVE PRICING ARE BASED ON AVERAGES OF INK CONSUMPTION. PRICES ARE SUBJECT TO CHANGE BASED UPON REVIEW OF ART.

		IMPRINT DIMENSIONS				
BLACK GARMENTS	QUANTITY	4" x 4"	7" x 8"	10" x 12"	14" x 16"	16" x 18"
	1	10.00	10.00	10.00	10.00	15.00
	2	6.00	7.00	7.00	8.00	8.50
	3-11	5.50	6.00	6.50	6.75	7.50
	12-24	4.50	5.00	6.00	6.25	6.75
	25-50	3.50	4.00	5.50	6.00	6.25
	51+	PER QUOTE or consider screen printing as an economic option.				

*SPECIAL NOTE - ABOVE PRICING ARE BASED ON AVERAGES OF INK CONSUMPTION. PRICES ARE SUBJECT TO CHANGE BASED UPON REVIEW OF ART.

		IMPRINT DIMENSIONS				
COLOR GARMENTS	QUANTITY	4" x 4"	7" x 8"	10" x 12"	14" x 16"	16" x 18"
	1	10.00	10.00	10.00	10.00	15.00
	2	6.00	7.00	7.00	8.00	8.50
	3-11	5.75	6.50	6.75	7.50	8.00
	12-24	4.75	5.50	6.50	6.75	7.25
	25-50	3.75	4.50	6.00	6.50	7.00
	51+	PER QUOTE or consider screen printing as an economic option.				

*SPECIAL NOTE - ABOVE PRICING ARE BASED ON AVERAGES OF INK CONSUMPTION. PRICES ARE SUBJECT TO CHANGE BASED UPON REVIEW OF ART.

\$10.00 MINIMUM ON ALL ORDERS.

ADDITIONAL CHARGES:

-ART (creation, revisions, adjusting customer provided files, color corrections): **\$55.00 per hour, 1/2 hour minimum.**

-Pre-production proof: **\$15.00 + shipping.** Note: If a proof is waived, the customer agrees to accept the finished product "as is".

DIGITALLY PRINTED MEDIA

ARTWORK REQUIREMENTS:

- We accept the following vector based formats: Adobe Illustrator (up to CS6), Corel Draw (up to X4), vector EPS, or vector PDF.
- We also accept Adobe Photoshop files or JPEGs that are at least 200 pixels per inch (ppi). However, we recommend 300 ppi for maximum print quality.
- Always start creating your art in RGB color mode.
- Convert all text to outlines/curves. For more information on this, see *ADDITIONAL INFORMATION*.
- Make sure the art you submit is sized correctly to the desired printing size.
- If a custom cut shape is required (stickers, for example), please provide us with an EPS file containing a cutting path indicated by a stroke of 100% magenta.
- Allow for an 1/8" inch bleed for any logo or image that is to be printed from edge to edge.

ARTWORK RESTRICTIONS:

- Any file under 200 ppi is not guaranteed to print clearly.
- Our printers read RGB color data. If you convert CMYK files to RGB at a later time, the color data may change with unexpected results.
- Keep text larger than 12 points. Anything less is not guaranteed to print clearly.
- We cannot match Pantone colors with digital printing. Unlike screen printing, where ink pigments are mixed by hand to achieve color matching, digital printing uses only cyan, magenta, yellow, and black to produce color. In the same vein as above, we cannot print neon or metallic inks.

IF ANY OF THE ABOVE REQUIREMENTS ARE NOT MET AND YOU ARE UNABLE TO MAKE THE NECESSARY ADJUSTMENTS, HERITAGE WILL BE HAPPY TO ADJUST YOUR FILES FOR OUR ART CHARGE FEE OF \$55.00 PER HOUR, 1/2 HOUR MINIMUM.

WE ACCEPT FILES:

- Via flash drive, DVD/CD, e-mail, Dropbox folder sharing, or through our online system at www.hsp1.com.
- *Special notes: The final printed product's ink colors will vary due to fluctuations in monitor calibrations. Different substrates yield different printing results and color variations.

ALL VINYL BANNERS:

- As low as: **\$3.99 per square foot.**
- Hemming: **\$1.00 per linear foot.**
- Grommets: **FREE.**

POSTERS AND PHOTO ENLARGEMENTS:

- As low as: **\$2.99 per square foot.**

\$10.00 MINIMUM ON ALL ORDERS.

ADDITIONAL CHARGES:

- ART (creation, revisions, adjusting customer provided files): **\$55.00 per hour, 1/2 hour minimum.**
- Lamination: **Add 10% on per piece price.** Items meant for indoor use do not need lamination. We highly suggest laminating any item meant for outdoor use. Lamination provides protection from UV rays and water damage.

DIGITALLY PRINTED MEDIA

STICKERS AND DECALS

QUANTITY	2" x 3.5"	3" x 6"	4" x 8"	6" x 10"
25	1.30	2.60	5.30	6.00
50	1.10	2.00	4.00	5.00
100	0.70	1.00	2.00	2.00
250	0.65	0.85	1.00	1.85
500	0.45	0.65	0.95	1.65
1000+	0.25	0.45	0.85	1.50

FRIDGE MAGNETS (0.15 mil)

QUANTITY	2" x 3.5"	3" x 6"	4" x 8"	6" x 10"
5	4.00	6.00	7.00	8.00
10	4.00	5.50	6.50	7.50
25	2.00	5.00	6.00	7.00
50	1.75	3.00	3.50	4.00
100	1.25	2.25	2.75	3.25
250	1.00	1.75	2.00	2.75
500	0.80	1.25	1.50	2.50
1000+	0.65	1.00	1.25	1.75

CAR MAGNETS (0.30 mil)

QUANTITY	12" x 12"	12" x 18"	12" x 24"	18" x 24"	24" x 24"
2	38.00	45.00	60.00	66.00	70.00
4	30.00	32.00	36.00	40.00	46.00
6	26.00	28.00	30.00	36.00	40.00
10	20.00	22.00	24.00	30.00	34.00
20+	PER QUOTE				

18" x 24" CORRUGATED LAWN SIGNS

QUANTITY	1 SIDE	2 SIDES
1-4	15.00	20.00
5-9	14.00	19.00
10-24	13.00	17.00
25-49	10.00	15.00
50-99	8.00	10.00
100+	PER QUOTE	

Pricing on this page is based on full color digital printing. Depending on the simplicity of your design, screen printing or CAD CUT vinyl is also available for a reduced price. Upon review of art, we can determine the most economical way to proceed.

-Custom sizing is also available: **PER QUOTE**.

-Magnet pricing is based on rectangular shapes only.

Custom magnet shapes are also available: **PER QUOTE**.

PERSONALIZATION

EMBROIDERY:

- Left chest names: One line, \$4.00 per. Two lines, \$5.00 per. Three lines, \$5.50 per. Price is based on max size of 1" tall per line.
- Custom sizing and additional fonts are available *PER QUOTE*.

These are the most popular font choices for embroidered names:



SCREEN PRINTING:

Personalization on screen printed goods is done via heat pressed vinyl.

- Player name: 2" tall, \$3.50 per. 3" tall, \$4.00 per. Prices are based per line of text.
- Player number: 4", 5", 6" tall, \$1.00 per. 8" tall, \$1.50 per. Prices are based per digit.
- Two colors: *Double price*.
- Custom sizing and additional fonts are available *PER QUOTE*.

These are the most popular font choices for team lettering:



FULFILLMENT SERVICES

DO YOU RUN AN E-COMMERCE WEBSITE? WE'VE GOT YOU COVERED!

Heritage offers a variety of solutions to fit your needs and your budget. We can print, package, and ship goods to your customers so you can spend more time on your growing business! We have the expertise, staff, technology, and strategic partnerships necessary to address the majority of challenges facing both new and established web merchants. With over 30 years of experience in the supply chain industry, Heritage is your one-stop provider of fulfillment and support services.

We offer fulfillment solutions in:

- Screen Printing
- Direct To Garment
- Embroidery

If you are interested in our fulfillment program, we would need to discuss your business (or vision of your business) with you and your partners. That way, we can determine what the best options are as far as imprinting methods, shipping, and pricing.

HERE'S THE BASIC RUN DOWN:

- You give us your previous day's orders in a spreadsheets format. We will provide you with our spreadsheet template.
- We order the blank goods for you.
- We print the goods. We'll send you an invite to our DropBox to submit all your art files. That way, we can easily and efficiently print your orders fast!
- Your customer's items are then finished (if you choose) with folding and polybagging. If you have any business cards, washing instructions, etc. that you'd like us to place in each bag, we'll gladly do so!
- Off to the Post Office! We ship out goods via USPS and can provide you with all the tracking information so you can in turn hand it off to your customer.

From the time an order is placed to the time it gets mailed out is typically 2-4 business days. If we need to extend this time, we'll notify you as soon as possible. Continental US orders mailed via First Class usually take 2-5 business days. Priority mail is usually 1-3 business days. International orders can take up to 4 weeks, depending on where it is going. These times are estimates. Prices vary.

To get started, set up an appointment with one of our sales representatives today!

POST PRODUCTION

FINISHING SERVICES:

- Individual folding, poly bagging, and size stickers: **\$0.30 per piece.**
- Re-labeling of size tags (via heat transfers or screen printing): **PER QUOTE.**
- Woven branding labels: **PER QUOTE.**
- Adding hang tags: **PER QUOTE.**

You may also provide us with your own labels, tags, business cards, etc. Make sure you also include proper application instructions and any special placement guidelines we may need.

All products will be boxed using the printer's fold method (per dozen, per size), unless otherwise specified or if the customer opts for polybagging. We will not overload boxes, and generally can fit between 72-80 shirts per box (based on adult sizes S-XL).

PICK UP:

Our business hours are Monday through Friday from 9am until 5pm. Weekend meetings can be made by appointment only. We are closed on these U.S. holidays:

- New Year's Day
- Memorial Day
- 4th of July
- Labor Day
- Thanksgiving Day
- Christmas Day

DELIVERY:

We offer many free shipping and local delivery options for qualified accounts. Please contact your sales representative for details.

SHIPPING:



We mainly ship through UPS, though we can ship through any major carrier. Let us know your preference. If you already have a UPS or FedEx account number, please let us know so we can keep it on file for fast shipment processing. Prices vary. Contact us for approximate costs.

All shipments are automatically insured with the minimum carrier rates. Additional insurance may be purchased. Please let Heritage Screen Printing know the estimated amount to insure, if necessary.

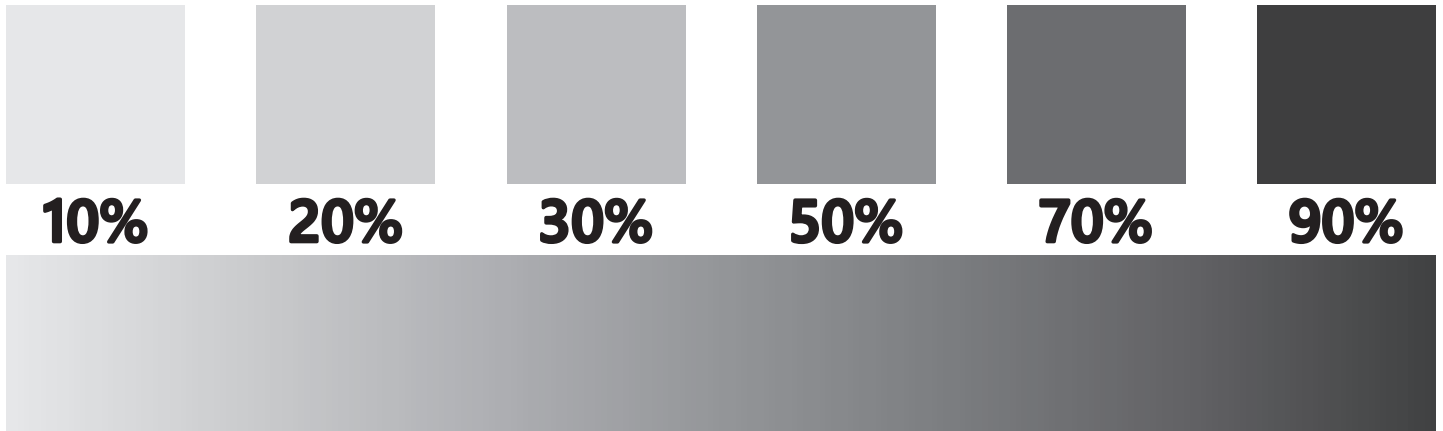
Make sure to visit fedex.com, ups.com, and usps.com to view/print the current year's transit times maps based on our 18974 zip code. Make sure when placing your order, you factor in the transit time with our production time.

ADDITIONAL INFORMATION


WHAT ARE HALFTONE DOTS?

Halftoning is a technique used in screen printing to simulate tonal and hue changes through the use of dots. These dots can vary in size, shape, and spacing. The resolution of a halftone screen is measured in "lines per inch (lpi)". This is the number of lines of dot per one inch of an image. Heritage generally uses 45-60 lpi for images containing gradation. For photorealistic screenprinting, we use 87 lpi to capture greater detail.

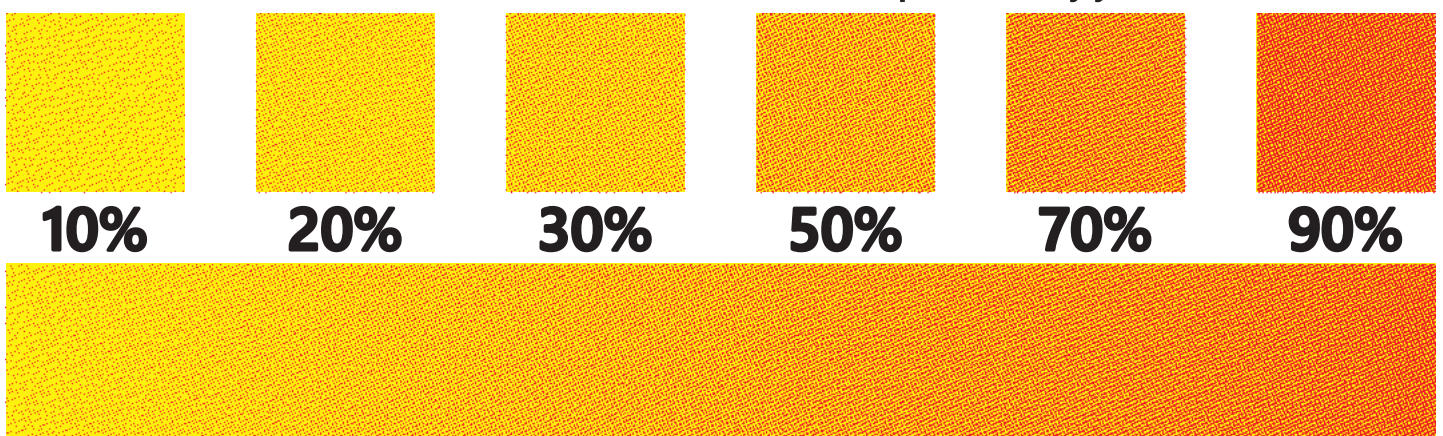
This is what tone percentages look like on a computer monitor:



This is what tone percentages look like as halftones at 45 lpi:



This illustrates the hue variations that can be achieved. This example uses only yellow and red:



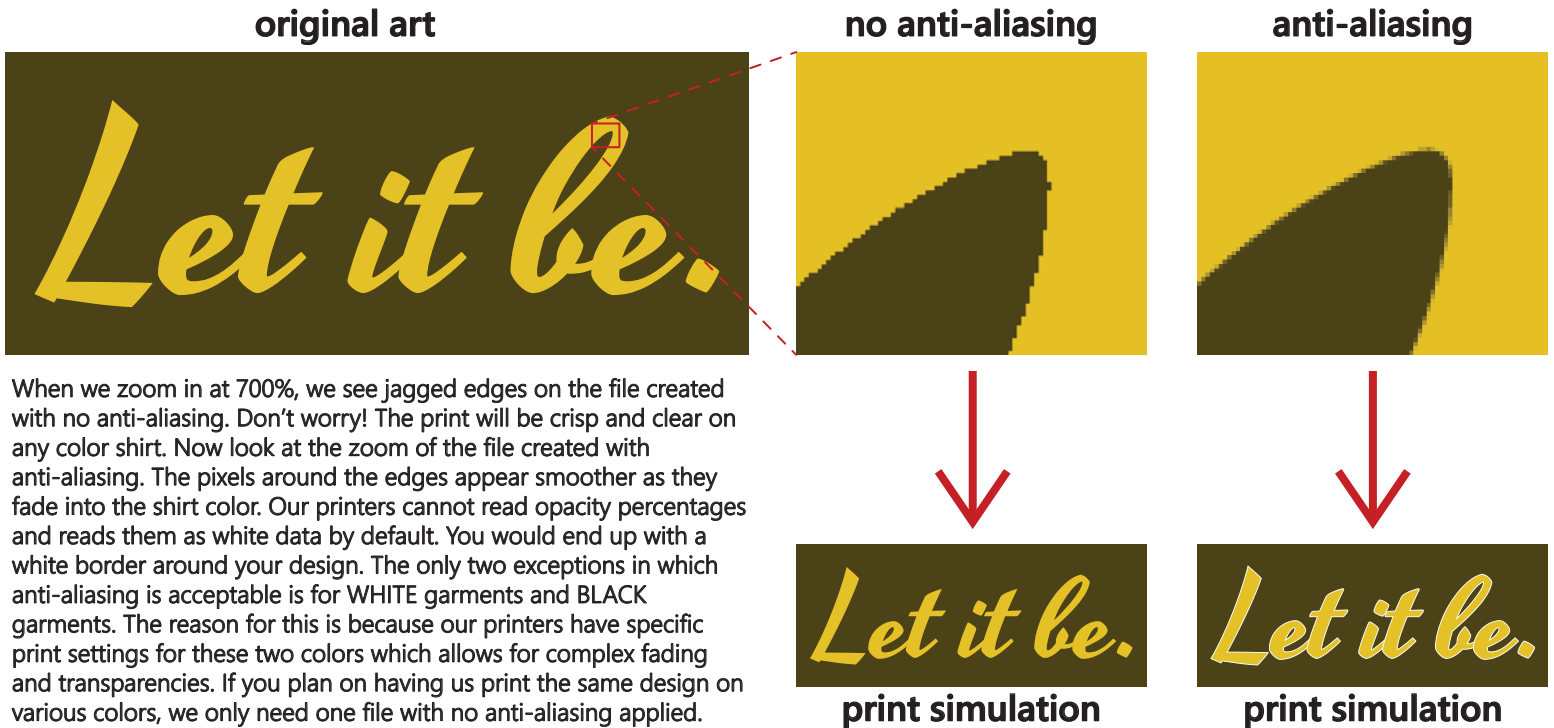
*special note - The examples above are for illustrative purposes only and do not show DOT GAIN that will occur when ink expands onto the garment. Depending on the color, brand, fiber content and whether or not a white underbase is present, individual results may vary.

ADDITIONAL INFORMATION

WHAT IS ANTI-ALIASING?

In computer graphics, anti-aliasing is a technique used to add greater realism to a digital image by smoothing jagged edges on curved lines and diagonals. This is ideal for web graphics. However, in the realm of DTG, artwork with anti-aliasing applied can cause undesirable results.

Below illustrates how anti-aliasing is bad for DTG.



When we zoom in at 700%, we see jagged edges on the file created with no anti-aliasing. Don't worry! The print will be crisp and clear on any color shirt. Now look at the zoom of the file created with anti-aliasing. The pixels around the edges appear smoother as they fade into the shirt color. Our printers cannot read opacity percentages and reads them as white data by default. You would end up with a white border around your design. The only two exceptions in which anti-aliasing is acceptable is for WHITE garments and BLACK garments. The reason for this is because our printers have specific print settings for these two colors which allows for complex fading and transparencies. If you plan on having us print the same design on various colors, we only need one file with no anti-aliasing applied.

WHAT DOES CONVERTING TEXT TO OUTLINES/CURVES MEAN?

There are hundreds of thousands of fonts available on the Internet. Every computer has a different set of fonts installed on it, so you should never assume that we have the particular font you use. More than likely, if we open a file with editable text within, our computers will replace it with a default font. It is often illegal (due to licensing restrictions) to deliver font files with your logo, so it is important that you convert all your text to paths, curves or outlines. Conversion is simple, see your software's user guide.



The "Let it be." text in the graphic on the left has a blue line underneath it. This shows that the text is made up of a typeface, not a graphic. After converting, the text will become outlined and can't be edited as text (see the image above right). Now, as you can see, the line beneath the text has disappeared. The text characters now have editable paths, or outlines, around them - they are no longer text, but vector graphics, and can be edited as such. Please keep an editable copy of your document for yourself in case changes need to be made at a later date.

WE'RE HERE TO HELP!

If you are unfamiliar with any terminology throughout this guide, whether it be about the processes, or artwork specifications, don't be afraid to contact us! If you have a piece of artwork and are unsure of which printing process will yield the best results or be the most cost effective, we can work with you every step of the way to ensure both you and your clients are fully satisfied! We understand that it can be both confusing and overwhelming. Each department supervisor and their technicians are ready to answer any question you may have and guide you in the right path.

ADDITIONAL INFORMATION

WHAT SIZE SHOULD MY GRAPHIC BE?

Ultimately, it is up to you to decide on your imprint size. Be sure to consider the SMALLEST garment size in your order to make sure the imprint fits on all sizes. If you feel that you want a different sized imprint on each size garment, we can surely accommodate for this. You will be charged for each screen. See the reference chart below for general guidelines.

			MAX IMPRINT SIZE BASED ON DECORATION METHOD			
			SCREEN PRINTING	EMBROIDERY	VINYL	DTG
MOST COMMON IMPRINT AREAS	ADULT	full front/back	15" w x 18" t	15" w x 15" t	14.5" w x 18" t	16" w x 18" t
		left/right chest	5" w x 5" t	5" w x 5" t	5" w x 5" t	5" w x 5" t
		sleeve	3" w x 18" t	4" w x 4" t	3" w x 19" t	N/A
		SMALL hoodie FF	8" t	8.5" t	8.5" t	8.5" t
		MEDIUM hoodie FF	10" t	10" t	10" t	10" t
		LARGE hoodie FF	12" t	12" t	12" t	12" t
	YOUTH	full front/back	9" w x 9" t	9" w x 9" t	9" w x 11" t	10" w x 12" t
		left/right chest	3.5" w x 3.5" t	3.5" w x 3.5" t	3.5" w x 3.5" t	3.5" w x 3.5" t
		sleeve	3" w x 11" t	4" w x 4" t	3" w x 13" t	N/A
		SMALL hoodie FF	4" t	4" t	4" t	4" t
		MEDIUM hoodie FF	8" t	8" t	8" t	8" t
		LARGE hoodie FF	10" t	10" t	10" t	10" t
		XL hoodie FF	12" t	13.5" t	13.5" t	13.5" t
	OTHER	standard leg print	3" w x 15" t	4" w x 4" t	3" w x 18" t	N/A
		on-pocket print	3" w x 2.75" t	N/A	3" w x 2.75" t	N/A
		adult baseball cap	2.5" w x 4" t	3" w x 3" t	3" w x 3" t	N/A

The measurements above are based on:

- Gildan G2000 for adult tees
- Gildan G2000b for youth tees
- Jerzees 996 for hoodies. The size given for hoodies is based on the vertical space from the seam of the hood to the top of the pocket pouch.

Depending on the model of your garments, these numbers may need to be adjusted. For example, a Bella 6004 (a woman's form fit tee) will stretch on the pallet and, in turn, distort your design. Therefore, we would need to put them on a smaller sized pallet. If in doubt, please consult us BEFORE submitting art.

If you approve an art proof and we determine during production that your art will not fit on a particular garment size and/or print location, you are financially responsible for all charges up to that point. These include printing, screen set-ups, art charges, etc.

WHOLESALE GUIDELINES

PAYMENT TERMS:

- Terms are F.O.B., COD, or certified check. Acceptance of company check or net 30 terms requires our prior approval via review of a Heritage Screen Printing credit application. Please allow 90 days for this review process once we receive the credit application.
- A finance charge of **1.5% per month (18% per year)** will be charged on balances over 30 days.
- Accounts will be charged **\$40.00** for checks returned for any reason.
- VISA, MasterCard, Discover, and AMEX are all accepted.
- Any invoice may be adjusted up **5%** for credit card payments after an invoice is 30 days old.

GENERAL POLICIES:

- All contract orders are insured for 100% of their value once received at Heritage Screen Printing. They will remain insured until they are shipped out. Packages drop shipped from Heritage Screen Printing via UPS, USPS, FedEx, and other carriers will be insured for \$100.00 per carton unless otherwise noted on the purchase order.
- Each contract order will be counted out and checked in before production. Style numbers, garment colors, quantity/size breakdowns, ink colors, and any other pertinent information should be on each purchase order to help expedite production.
- Standard production time begins upon submission of purchase order, arrival of ALL products and approval of ALL art. Our turn around time varies throughout the year. Contact your customer service representative for the current week's turn around time. We will do everything we can to accommodate your deadline without a rush charge. However, in some cases we may require a rush fee if overtime is needed to meet your deadline. Rush charges apply to all printing and artwork totals on your invoice.

RUSH FEES*

*A minimum rush fee of \$30 will be applied when the additional percentage charged equals less than \$30.

REQUESTED TURN AROUND TIME	ADDITIONAL PERCENTAGE CHARGED	FOR EXAMPLE...
24 HOURS	100%	<i>If all of your standard charges add up to \$100, an additional \$100 will be added. INVOICE TOTAL: \$200</i>
2 DAYS	50%	<i>If all of your standard charges add up to \$100, an additional \$50 will be added. INVOICE TOTAL: \$150</i>
3 DAYS	30%	<i>If all of your standard charges add up to \$100, an additional \$30 will be added. INVOICE TOTAL: \$130</i>
4 DAYS*	20%	<i>If all of your standard charges add up to \$100, an additional \$30 will be added. INVOICE TOTAL: \$130</i>

- All artwork created by, edited by, or digitized by Heritage Screen Printing will be kept on file for you. These files remain property of Heritage Screen Printing.
- Art files, embroidery files, or other digital media supplied by you to Heritage Screen Printing are your property and may only be used by Heritage Screen Printing as per your purchase order or request. These supplied files may be kept on file for up to 60 days unless they are used for production in which case they will be kept on file for one year.

RETURN POLICY:

- Please call 215-672-2382 for a return authorization number. Please have your purchase order number or invoice number ready when calling. Returns must be accompanied by the pre-approved return authorization number that must appear on the outside of the package. Please put tape or another removable mark on the area where the damage is.
- All claims must be made within 72 hours of receipt of merchandise.
- Garments must be returned in the same condition in which you (or your client) received them. Returns will not be accepted if garments have been washed, laundered, dyed, soiled, etc.
- We reserve the right to a 3-5% spoilage rate on all contract orders, even though our spoilage rate is far below this. Returns which fall into this small percentage will not be accepted.

CUSTOMER TESTIMONIALS

"Steve and the talented crew at Heritage are Major League! Awesome quality! Quick turn! The absolute best in the area at what they do! We rely on Heritage for our screen printing, DTG as well as embroidery needs. Our customers are huge fans of our quality - thanks to Heritage! Heritage continues to hit it out of the park! Great job guys!"

-ORI C., PHILADELPHIA, PA

"When it comes to high quality and excellent customer service, there isn't a better company than Heritage. We have had the pleasure of partnering 3+ years and they continue to meet and exceed our expectations. From screen printing, embroidery, direct-to-garment, vinyl, signs & banners we have been pleased with the finished product every time. Everyone on staff is friendly, professional and invaluable to the success of our business. We are glad to have Heritage on our Team!"

-SHEERY L., DOYLESTOWN, PA

"Mr. D's Tees has enjoyed a 34 year relationship with Heritage Screen Printing. This relationship has been based on high quality, on time screen printing and embroidery. HSP always has the latest technology in our industry and is my most trusted and best vendor since Mr. D's Tees began in 1980."

-KENN D., WARMINSTER, PA

"When it comes to printed apparel, our customers want only the very best, and Heritage provides it for us time and time again. Their customer service is top notch, and the quality of their print work is consistently impressive. Our business is growing fast thanks in large part to their quality printing and exceptional behind-the-scenes support. They are more than subcontractors - they are like family, and have fostered an amazing working relationship with our own staff."

-TONI C. & SAM R., ARDMORE, PA

"Heritage Screen Printing is a quality place to have your goods imprinted or embroidered. What makes heritage so good is its customer service, graphics dept., embroidery dept., and also quality screen printing. I have been a satisfied customer for over 15 years."

-BOB W., DRESHER, PA

"The folks at Heritage Screen Printing have been a boon to our business. Their e-commerce fulfillment is the best in the business, not to mention their other collective services that help them serve as a one-stop shop to get everything under the sun completed in the highest quality to keep us and our customers happy, day in and day out."

-RYAN T., SIOUX FALLS, SD

"HSP is hands-down the best printer in the industry. Not only is the quality of the end-product spot-on, their customer service is also top-notch. Steve and his team are always professional, yet have their individual personalities - a combination that is sadly lacking in many companies today. We look forward to many more years of collaboration with HSP."

-ANGELA K., CHICAGO, IL

Heritage

SCREEN PRINTING, INC.

331 YORK ROAD
WARMINSTER, PA 18974
215-672-2382
WWW.HSP1.COM

